



# INSTRUCTION MANUAL TRAVEL HAIR DRYER

English







# ELLE

# TRAVEL HAIR DRYER

## IMPORTANT SAFETY CAUTIONS

The following safety precautions should always be followed, to reduce the risk of electric shock, personal injury or fire. It is important to read all of these instructions carefully before using the product, and to save them for future reference or new users.

## EXPLANATION SYMBOLS

	Read operators manual.
	Do not use over or near washbasins, bathtubs, showers or other vessels containing water.
	Declaration of Conformity. Products marked with this symbol comply with all the applicable Community regulations of the European Economic Area. The EU Declaration of Conformity can be requested from the manufacturer.
	Protection class II device in which protection against electric shock is not based solely on the basic insulation but in which there are additional safety features such as double or enhanced insulation. It is independent of the protection measures of the fixed installation.
	The packaging can be reused or recycled. Please dispose properly of any packaging material no longer required.
	If you notice any transport damage during unpacking, please contact your dealer without delay.

## WARNINGS

- **WARNING:** Do not use this appliance near bathtubs, showers, basins or other vessels containing water.
- This appliance can be used by children aged from 8 years and above and persons with reduced physical, sensory or mental capabilities or lack of experience and knowledge if they have been given supervision or instruction concerning use of the appliance in a safe way and understand the risks involved. Children shall not play with the appliance. Cleaning and use maintenance shall not be done by children without supervision.
- Do not keep or use the appliance in humid areas.
- Keep out of reach of children.
- Do not use attachments not recommended by the manufacturer.
- If the appliance overheats, it will switch off automatically. Unplug the appliance and let it cool down for a few minutes. Before you switch the appliance on again, check the grills to make sure they are not blocked by fluff, hair, etc.
- Always unplug the appliance immediately after use.
- Never block the air grills
- Do not use the appliance with wet hands or let water drop on the appliance. It may cause electric shock and injury. Do not operate the electrical appliance with wet hands or if the appliance is wet.
- Do not place in, or drop water or other liquids onto the appliance. If the appliance falls into water, unplug immediately. Do not reach into water.
- Do not operate the appliance in the presence of explosive and/or flammable fumes and/or liquids.

- Do not attempt to repair or disassemble the appliance. If the supply cord is damaged, it must be replaced by the manufacturer, its service agent or similarly qualified persons, in order to avoid any risks.
- Never operate this appliance if it has a damaged cord or plug, if it is not working properly, or if it has been dropped into water.
- Do not use an extension cord to operate the appliance. Plug the appliance directly in the electrical outlet.
- Do not bend the electrical cord.
- Keep cord away from the heated surfaces.
- Keep heated surfaces away from contact with all skin areas. Do not let eyes or bare skin touch heated surfaces.
- Do not place the heated unit directly on any surface while it is hot or still plugged in.
- Never leave the appliance unattended when plugged in. Never use while drowsy or sleepy.
- Do not store the appliance immediately after use. Wait until it is completely cool before storing.
- Do not use the hair dryer for purposes other than styling human hair.
- When the appliance is used in a bathroom, unplug it after use since the proximity of water presents a risk even when the appliance is switched off.
- For additional protection, we advise you to install a residual current device (RCD) with a rated residual operating current not exceeding 30mA in the electrical circuit supplying the bathroom. Ask your installer for advice.

## GENERAL FEATURES

Please read these instructions carefully before using this product and keep them in a safe place for future reference.

1. Concentrator
2. Housing
3. Air inlet
4. Switch (O-I-II)
5. Foldable handle
6. Hanging loop

- 220-240V~50Hz, 1000-1200W
- 2 speeds
- Overheating protection
- Foldable handle

## IN THE BOX

The packaging should contain:

- Travel hair dryer
- User guide: Read these instructions before use.

## USE

What to do before first use:

- Remove the packaging material and inspect the device for damage.
- Do not operate the device if it is damaged in any way. Return it to your seller immediately.
- Only connect the appliance to a mains socket with the mains voltage indicated on the rating plate.
- When disconnecting the power cord from the power outlet, pull only on the plug. Never pull on the cord.
- During the first few minutes of the first use, you may notice a little smoke and a slight smell. This is normal and will soon disappear.



## INTENDED USE

Warning! Only use the device externally.

- The appliance is only intended for drying and styling human hair.
- Any improper use can be dangerous!
- Preparing the hair: Wash your hair and dry it well. Comb your hair thoroughly. Do not use hairspray or other flammable chemical hair care products.
- Fully unwind the cord.
- Make sure the switch position is set to "0" or "OFF".
- Insert the plug into the power supply.
- Select desired speed mode using the speed switch.

**Position 0:** OFF - **Position I:** Low speed and warm air - **Position II:** High speed and hot air

- Switch off the appliance, unplug from the power supply and allow it to cool fully.
- Dry your hair by making brushing movements while holding the dryer at a small distance from your hair.
- When you are finishing styling, switch off the appliance, unplug the appliance and allow it to completely cool down before cleaning or storing.

## CLEANING

Unplug the appliance and allow it to cool down. Switch off the hair dryer, unplug from the power supply. Wipe over the housing using a soft damp cloth. Remove and wash the concentrator and removable rear grill in warm soapy water. Do not use hard abrasives or cleaners. Ensure all parts are dried thoroughly with a soft dry towel.

## STORAGE

Unplug the appliance, allow to cool and store in its box or in a dry place. Never store it while it is hot or still plugged in. Never wrap the cord tightly around the appliance. Never hang the unit by the cord. Store the cord loosely coiled. Do not put any stress on the cord where it enters the unit, as it could cause the cord to fray and break.

## ENVIRONMENT FRIENDLY DISPOSAL



The crossed out wheeled bin symbol means that this product shall not be disposed of with normal household waste. Electronic and Electrical Equipment not included in the selective sorting process are potentially dangerous for the environment and human health due to the presence of hazardous substances. Please dispose of responsibly at an approved waste or recycling facility.

## WARRANTY:

The manufacturer provides warranty in accordance with the legislation of the customer's own country of residence, with a minimum of 3 years, starting from the date on which the appliance is sold to the end user.

- The warranty only covers defects in material or workmanship.
- The repairs under warranty may only be carried out by an authorized service center. When making a claim under the warranty, the original bill of purchase (with purchase date) must be submitted.
- The warranty will not apply in cases of:
  1. Normal wear and tear
  2. Incorrect use, e.g., overloading of the appliance, use of non-approved accessories
  3. Use of force, damage caused by external influences
  4. Damage caused by non-observance of the user manual, e.g., connection to an unsuitable main supply or non-compliance with the installation instructions
  5. Partially or completely dismantled appliances
  6. The accessories are not covered by the terms of the warranty because they are subject to wear.

If you need more information or support, please contact us via: [www.arovo.com/contact](http://www.arovo.com/contact).

In accordance with our policy of continual product improvement, we reserve the right to make technical and optical changes without notice. The current version of this instruction manual can be found under [www.arovo.com/manuals](http://www.arovo.com/manuals)

# CE DECLARATION OF CONFORMITY

We, **Arovo B.V., Doblijn 26, 1046 BN Amsterdam, The Netherlands, [www.arovo.com](http://www.arovo.com)**  
Declare under our own responsibility that the product:

Article number: **BM928941045**

Article name: **ELLE TRAVEL HAIR DRYER**

Barcode: **8720039712195, 8720791435592**



a) The object of the declaration described above is in conformity  
with the relevant Union harmonisation legislation:

**EMC  
LVD  
ROHS**

b) Meets the conditions laid down in the following harmonised standards:

**EN 55014-1:2006+A1:2009+A2:2011  
EN 55014-2:1997+A1:2001+A2:2008  
EN 55014-2:2015  
EN 61000-3-2:2014  
EN 61000-3-3:2013  
EN 60335-2-23:2003 + A1:2008 + A11:2010 + A2:2015  
EN 60335-1:2012 + A11:2014  
EN 62233:2008**

*van Dijk*

Michael van Dijk - Quality manager  
April 28, 2024  
Amsterdam - The Netherlands

**AROVO<sub>bv</sub>**  
Doblijn 26  
1046 BN Amsterdam  
The Netherlands  
+31 (0) 85 273 88 86

The current version of this Declaration of Conformity can be found under [www.arovo.com](http://www.arovo.com)

**Product Specification:**  
220-240V~50Hz, 1000-1200W





ELLE™

used by AROVO BV under license from  
HACHETTE FILIPACCHI PRESSE, France.

**BM928941045 ELLE TRAVEL HAIR DRYER**

2024-10410

Made in China

Manufactured by Arovo B.V.

Doblijn 26, 1046 BN Amsterdam

The Netherlands, [www.arovo.com](http://www.arovo.com)

UK office: 182 Sefton street

Liverpool L3 4BQ, United Kingdom



PLEASE  
RECYCLE

