



This appliance is not a refrigerator and is not suitable for the preservation of food including cooling of beverages.

## INSTRUCTION MANUAL BEAUTY COOLER

English








# ELLE

# BEAUTY COOLER

## IMPORTANT SAFETY CAUTIONS

The following safety precautions should always be followed, to reduce the risk of electric shock, personal injury or fire. It is important to read all of these instructions carefully before using the product, and to save them for future reference or new users.

## EXPLANATION SYMBOLS

	Read operators manual.
	Do not use over or near washbasins, bathtubs, showers or other vessels containing water.
	Declaration of Conformity. Products marked with this symbol comply with all the applicable Community regulations in United Kingdom. The UK Declaration of Conformity can be requested from the manufacturer.
	Declaration of Conformity. Products marked with this symbol comply with all applicable community regulations of the European Economic Area. The EU Declaration of Conformity can be requested from the manufacturer.
	Protection class II device in which protection against electric shock is not based solely on the basic insulation but in which there are additional safety features such as double or enhanced insulation. It is independent of the protection measures of the fixed installation.
	The packaging can be reused or recycled. Please dispose properly of any packaging material no longer required.
	If you notice any transport damage when unpacking the product, please contact your dealer without delay.

## WARNINGS

- **WARNING:** Do not use this appliance near bathtubs, showers, basins, or other vessels containing water.
- This appliance can be used by children aged from 8 years and above and persons with reduced physical, sensory, or mental capabilities or lack of experience and knowledge if they have been given supervision or instruction concerning use of the appliance in a safe way and understand the risks involved. Children shall not play with the appliance. Cleaning and use maintenance shall not be done by children without supervision.
- Do not keep or use the appliance in humid areas.
- Keep out of reach of children.
- Do not use attachments not recommended by the manufacturer.
- Do not use the appliance with wet hands or let water drop on the appliance. It may cause electric shock and injury. Do not operate the electrical appliance with wet hands or if the appliance is wet.
- Do not place in, or drop water or other liquids onto the appliance. If the appliance falls into water, unplug immediately. Do not reach into water.
- Do not operate the appliance in the presence of explosive and/or flammable fumes and/or liquids.

- Do not attempt to repair or disassemble the appliance. If the supply cord is damaged, it must be replaced by the manufacturer, its service agent, or similarly qualified persons, in order to avoid any risks.
- Never operate this appliance if it has a damaged cord or plug, if it is not working properly, or if it has been dropped into water.
- Do not bend the electrical cord.
- When the cooling function is on, keep in a well-ventilated area. Don't block the ventilation of the unit.
- Do not operate under direct sunlight.
- Do not disturb the airflow of the unit.
- Do not pour water into the unit directly.
- Do not use near water. Keep unit out of wet weather conditions.
- Use damp cloth to clean the unit; do not submerge unit in water.
- When leaving unit for a long time, put it in a well-ventilated area.
- Avoid dropping unit.
- Keep unit away from fire or other flammable substances.
- Use of extension cords is not recommended with this product.
- When the power cord is damaged, do not touch the AC power cord with your hands to avoid danger.
- When using the product, please note that the voltage used is absolutely correct (the applicable voltage of this product is clearly marked on the product nameplate).
- The product should not be used for transporting or loading acid-corrosive items, and the product should not be wiped with corrosive solvents.
- Do not block the ventilation openings in normal use.
- Use this product in strict accordance with the instructions, please do not disassemble the internal parts without permission.
- Under the heating condition, the temperature inside the appliance can be controlled within a temperature at about  $60^{\circ}\text{C} \pm 10^{\circ}\text{C}$ , please pay attention to high temperature to avoid burns.
- When switching between "Cool" and "Heat" settings, be sure to turn the switch to "OFF" setting firstly and then switch to another setting after 5 minutes.
- The product should be stored in a place which is tidy, and a ventilation channel with a width of 10cm should be kept around it. And do not put the product at rainy places or places with heat sources, such as electric stoves, LPG stoves, heat pipes or flames.
- This mini warmer and cooler should be cleaned regularly if there is residual water inside it.
- Please do not open the door frequently and the door cannot be opened for too long in order to keep contents inside it fresh.
- This product should be used only with a stand that is recommended by the manufacturer.
- The product should be located so that its location or position does not interfere with its proper ventilation.
- The product should be located away from heat sources such as radiators, heat registers, or other products that produce heat.
- The product should be connected to a power supply only of the type described in the operating instructions or as marked on the product.
- The power-supply cord of the product should be unplugged from the outlet when left unused for a long period of time.
- Care should be taken so that objects do not fall, and liquids are not spilled into the enclosure through openings.
- The product should be serviced by qualified service personnel when:
  - a) The power-supply cord or the plug has been damaged.
  - b) Objects have fallen, or liquid has been spilled onto the product.
  - c) The product has been exposed to rain.
  - d) The product does not appear to operate normally or exhibits a marked change in performance.
  - e) The product has been dropped or the enclosure damaged.
- Do not attempt to service the product beyond that described in the user-maintenance instructions. All other servicing should be referred to qualified service personnel.

## GENERAL FEATURES

Please read these instructions carefully before using this product and keep them in a safe place for future reference.

1. Angle opening 90 degrees
2. Window
3. Capacity 4L
4. Ventilation (DO NOT BLOCK)
5. Mode switch: **COOL** - **OFF** - **WARM**
6. AC connection

## TECHNICAL DATA

- 100-240V~50/60Hz, 30-36W
- Heating temperature 55-65°C
- Cool temperature 15-20°C lower than surrounding environment
- Capacity 4L

## IN THE BOX

The packaging should contain:

- Beauty cooler
- User guide: Read these instructions before use.

## USE

What to do before first use:

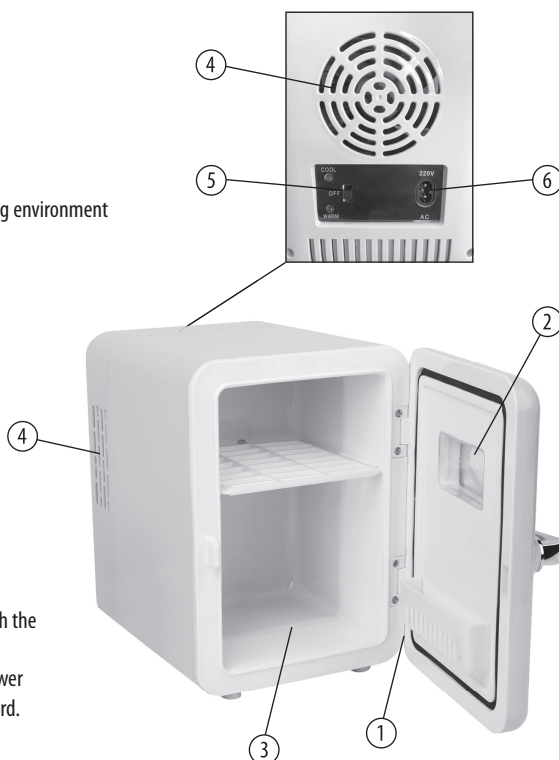
- Remove the packaging material and inspect the device for damage.
- Do not operate the device if it is damaged in any way. Return it to your seller immediately.
- Only connect the appliance to a mains socket with the mains voltage indicated on the rating plate.
- When disconnecting the power cord from the power outlet, pull only on the plug. Never pull on the cord.

## INTENDED USE

- Plug in the appliance and choose your preferred mode:  
**COOL:** Move the sliding switch to "Cool", the unit will cool and a green light will be on.  
**WARM:** Move the sliding switch to "Warm", the unit will warm and a red light will be on.  
**OFF:** Move the sliding switch to "OFF", the unit will be off.
- When you want to switch between "Cool" and "Heat" settings, be sure to turn the switch to "OFF" first and then switch to another setting after 5 minutes. Do not directly switch between "Cool" and "Heat" setting as the cooling system of the fridge may be damaged due to the drastic change of temperature.

## COSMETICS/SKINCARE PRODUCTS

Generally, the temperature should be below 25°C, and the temperature for storing cosmetics or skincare products is 10-18°C. Temperatures that are too high or too low will deteriorate the cosmetics, and those (skincare products) that are cooled will have a good cooling effect for the skin which is hot, and it will make the skin shrink and be comfortable.



## CLEANING AND STORAGE

- Before cleaning and maintenance, the “cooler / warmer switch” must be turned off first. Unplug to disconnect the power source afterwards.
- Wipe the dirt and dust off the surface of the body with a piece of soft cloth dipped with detergent. You can use a piece of soft cloth dipped with warm water to clean the inside of the appliance.
- The body must not be rinsed with water, especially the parts of the body such as the ventilation openings of the switch socket, otherwise it will cause damage to the product and a risk of electric shock.
- Please get in touch with our customer service in case you encounter problems during use.

## ENVIRONMENT FRIENDLY DISPOSAL



The crossed out wheeled bin symbol means that this product shall not be disposed of with normal household waste. Electronic and Electrical Equipment not included in the selective sorting process are potentially dangerous for the environment and human health due to the presence of hazardous substances. Please dispose of responsibly at an approved waste or recycling facility.

## WARRANTY:

The manufacturer provides warranty in accordance with the legislation of the customer's own country of residence, with a minimum of 3 years, starting from the date on which the appliance is sold to the end user.

- The warranty only covers defects in material or workmanship.
  - The repairs under warranty may only be carried out by an authorized service center. When making a claim under the warranty, the original bill of purchase (with purchase date) must be submitted.
  - The warranty will not apply in cases of:
    1. Normal wear and tear
    2. Incorrect use, e.g., overloading of the appliance, use of non-approved accessories
    3. Use of force, damage caused by external influences
    4. Damage caused by non-observance of the user manual, e.g., connection to an unsuitable main supply or non-compliance with the installation instructions
    5. Partially or completely dismantled appliances
    6. The accessories are not covered by the terms of the warranty because they are subject to wear.
- If you need more information or support, please contact us via: [www.arovo.com/contact](http://www.arovo.com/contact).

In accordance with our policy of continual product improvement, we reserve the right to make technical and optical changes without notice. The current version of this instruction manual can be found under [www.arovo.com/manuals](http://www.arovo.com/manuals)

# CE DECLARATION OF CONFORMITY

We, **Arovo B.V., Doblijn 26, 1046 BN Amsterdam, The Netherlands, [www.arovo.com](http://www.arovo.com)**  
Declare under our own responsibility that the product:

Article number: **BM928942740**

Article name: **ELLE BEAUTY COOLER**

Barcode: **8720791433994**



a) The object of the declaration described above is in conformity  
with the relevant Union harmonisation legislation:

**FDA  
LVD  
EMC**

b) Meets the conditions laid down in the following harmonised standards:

**ENIEC 55014-1:2021  
ENIEC 55014-2:2021  
ENIEC 61000-3-2:2019+A1:2021  
EN 161000-3-3:2013+A1:2019  
EN 60335-1:2012+A11:2014+A13:2017+A1:2019+ A14:2019+A2:2019+A15:2021**

*van Dijk*

Michael van Dijk - Quality manager  
April 28, 2024  
Amsterdam - The Netherlands

**AROVO<sub>bv</sub>**  
Doblijn 26  
1046 BN Amsterdam  
The Netherlands  
+31 (0) 85 273 88 86

The current version of this Declaration of Conformity can be found under [www.arovo.com](http://www.arovo.com)

**Product Specification:**  
100-240V~50/60Hz, 30-36W





ELLE™

used by AROVO BV under license from  
HACHETTE FILIPACCHI PRESSE, France.

**BM928942740 ELLE BEAUTY COOLER**

2024-10441

Made in China

Manufactured by Arovo B.V.

Doblijn 26, 1046 BN Amsterdam

The Netherlands, [www.arovo.com](http://www.arovo.com)

UK office: 182 Sefton street

Liverpool L3 4BQ, United Kingdom



PLEASE  
RECYCLE

